

PULSE 6000

Motion Simulator.

With 25+ years of experience in the commercial simulation field Liv2Race are bringing to market the NEXT GENERATION in motion simulation.

- ✓ Innovative 6 degrees of freedom.
- ✓ Designed for Next Generation Commercial Race Centres.
- ✓ State of the Art Low Latency Motion Technology (4ms).
- ✓ Validated Race Driver training aid.
- ✓ Compact without limiting motion.
- ✓ Higher \$ per square foot return on investment.

The PULSE 6000 has been developed with high performance motion technology found commonly on multimillion pound F1 Simulators. This system allows super low levels of latency and jitter, as it uses a **hard real-time deterministic system**. This 6DOF system accurately replicate vehicle motions, such as oversteer and understeer.

The PULSE 6000 Motion Simulator is highly engaging, a complete solution for **commercial Next Generation Racing Centres** and professional **race driver trainers**.

Liv2Race can provide advice relating to the set-up & management of a **race centre**.

The PULSE 6000 runs with most available software packages (e.g. Assetto Corsa Competizione, iRacing, Dirt Rally etc.) & if you want something bespoke, just let us know.

6 Degrees of Freedom.

1 SURGE

Excursion Limits	+/- 350 mm
Velocity	+/- 420 mm/s
Acceleration	+/- 1.5 G



2 SWAY

Excursion Limits	+/- 350 mm
Velocity	+/- 450 mm/s
Acceleration	+/- 1.5 G



3 YAW

Excursion Limits	+/- 35 deg
Velocity	+/- >50 deg/s
Acceleration	+/- 1.5 G



4 HEAVE

Excursion Limits	+/- 90 mm
Velocity	+/- 220 mm/s
Acceleration	+/- 1.5 G



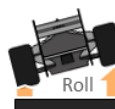
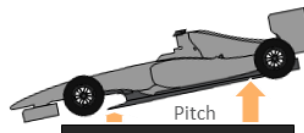
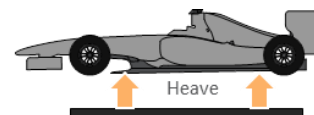
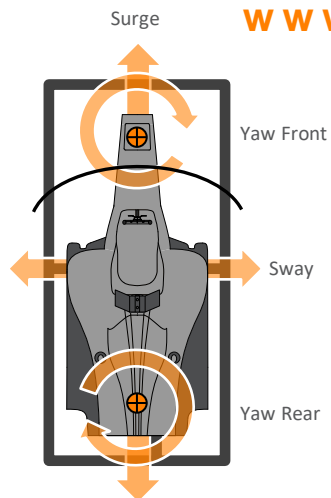
5 PITCH

Excursion Limits	+/- 13 deg
Velocity	+/- 32 deg/s
Acceleration	+/- 1.5 G



6 ROLL

Excursion Limits	+/- 12 deg
Velocity	+/- 30 deg/s
Acceleration	+/- 1.5 G



www.liv2race.com



Dimensions.

Height	1650 mm
Footprint	2960 mm x 1560 mm
Weight	420Kg
Excursion Zone	2960 mm x 2000mm (Height = 1850 mm)

Motion Control.

Motion Update Rates	1000 Hz
Latency	4 ms
Bandwidth up to	40 Hz

Controls.

Steering Unit	SimUCube Pro *
Pedals	Heusinkveld Ultimate 3 Pedals *
	* others available on request

Visuals.

Screen	Samsung Curved Screen **
Screen Size	49' Radius 1000 mm
	** other options like VR are available on request

Power.

Single Phase Voltage	220 – 240V AC
Single Phase Peak Input Current (Amps)	3 separate 13A plugs required
Single Phase Power - Continuous (Watts)	13A@240v 1.0kW

